



Summary Feedback

ST1: Two Year Teaching Programme

Session 7.3 GIT: Stomach & Duodenum

(9th June 2022)

Delivered By:

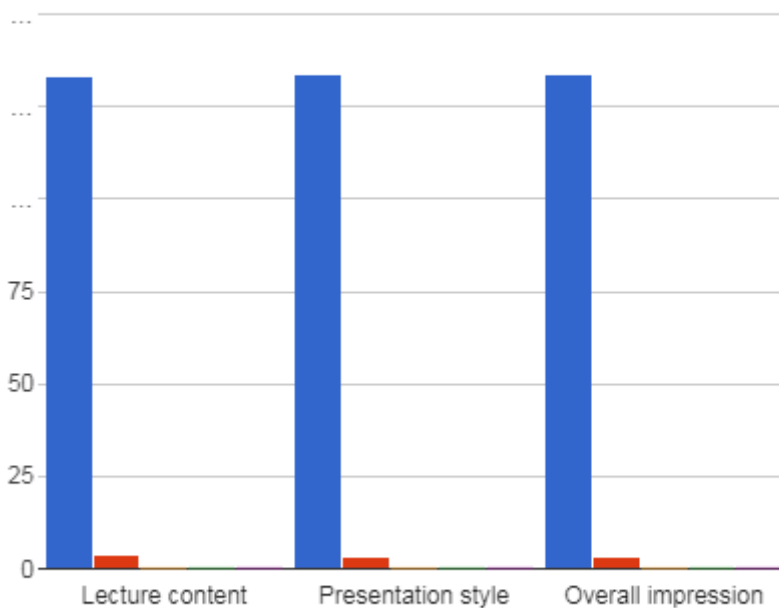
(Sami Khan)

Summary Points:

- ST1-ST4 teaching session 7.3: 3 hours teaching time
- Total Attendees: 431 from 31 Countries (Bahrain, Bangladesh, Botswana, Canada, China, Czech Republic, Egypt, Ghana, Hong Kong, India, Indonesia, Iraq, Ireland, Kenya, Malaysia, Myanmar, Nepal, Nigeria, Oman, Pakistan, Qatar, Saudi Arabia, South Africa, Sri Lanka, Sudan, Turkey, UAE, UK, Yemen, Zambia, Zimbabwe).
- Total feedback received from 137 participants

Please rate the following aspects of the session

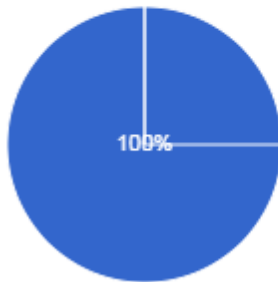
Excellent Very good Good Satisfactory
Poor



Session 7.3 GIT - Stomach & Duodenum

Did you find it useful
137 responses

● Yes
● No



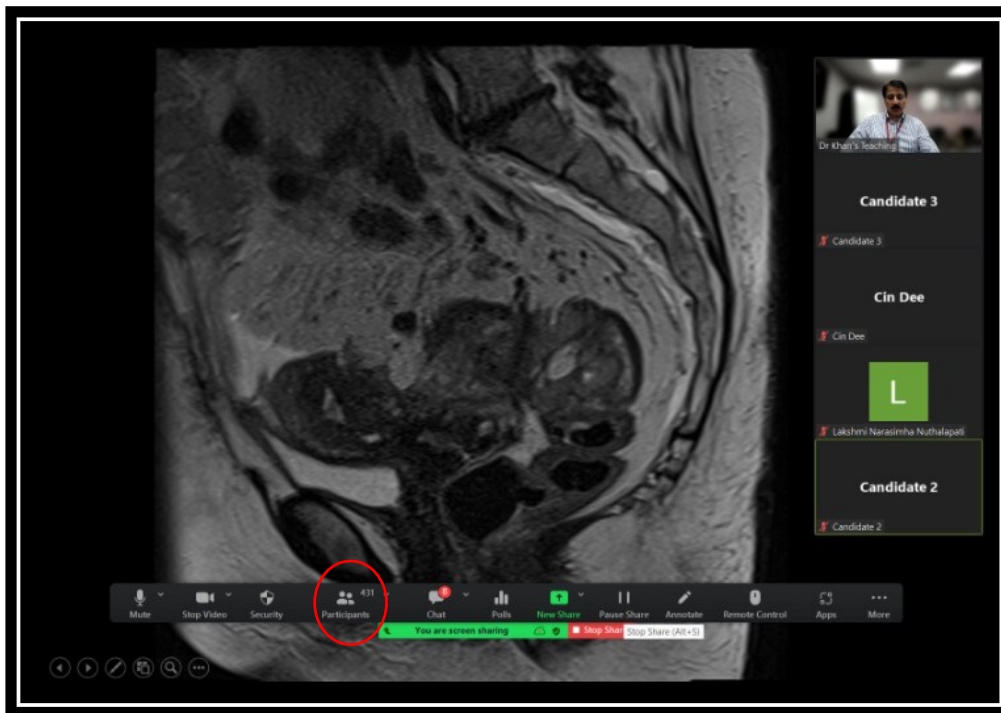
Testimonials

- So glad for these weekly Thursday night sessions. They have helped me to improve both academically as well as in my daily clinical practice (Saudi Arabia).
- The images and sketches diagram of differential diagnostic cases that all are amazing and interesting. Got to learn a lot (Myanmar).
- The content and explanation of each and every slide was extremely useful. Very, very helpful for aspiring radiologists like myself (UK).
- "Anatomy combined with pathology and then used to teach radiology. Imaging differentials, Actual disease cases, Best way to combine things, Very useful lecture with very pleasant way of teaching".
- I liked every points. Both literature and viva sessions are amazing! (Myanmar).
- Superb session (India).
- 5 stars, sir (Myanmar).
- Great session (Pakistan).
- Very informative (UK).
- Excellent teaching, thank you! (Malaysia).
- Fantastic (UK).
- Great Teaching (Pakistan).
- Immensely Useful (UK).
- Informative lesson (Pakistan).
- Very informative sessions. Thank you Dr. Khan and team! (Kenya).
- Great lecture (Kenya).
- Immaculate.
- Brilliant (UK).
- Great presentation (South Africa).
- Great teaching as usual! (UK).
- Many prayers for your efforts sir, stay blessed ever DKT team (Pakistan).
- Excellent, excellent, thank you so much (Egypt).
- Fantastic session (UK).
- Excellent lecture and images (Kenya).

Session 7.3 GIT - Stomach & Duodenum

- Comprehensive and too wonderful (UK).
- Outstanding as always; many thanks.
- Thank you so much Sir Sami Khan and DKT team (Pakistan).
- Fantastic thank you, excellent post maternity leave revision.
- Outstanding.
- Awesome learning experience (Pakistan).
- Great description and explanation. Thanks a lot (Pakistan).
- Great session (Malaysia).
- It's perfect (Pakistan).
- All excellent, revised very well (Pakistan).
- Amazing (Pakistan).
- Super.
- Everything best (Pakistan).
- Excellent session as always (Pakistan).
- Theoretical knowledge (Pakistan).
- Wonderful lectures (UAE).
- Very informative (Egypt).
- Very, very useful lecture (Oman).
- I liked the Sir's way of teaching and cases.
- Improve my knowledge (Indonesia).
- Amazing (Pakistan).
- Detailed teaching (Nigeria).
- Interactive way of learning with exam candidates (Canada).
- A good presentation for different cases and conditions (UK).
- Excellent (Egypt).
- Brilliant (UK).
- I liked the way of teaching and presentation (Pakistan).
- Everything awesome (Pakistan).
- All of aspect of session are useful (Sudan).
- Interesting varieties and cases (UK).
- Interesting and beautiful cases (Myanmar).
- Useful and valuable (Yemen).
- Cases were awesome.
- Excellent session (Pakistan).
- Great (Pakistan).
- Really valuable to go over bariums (UK).
- "Well delivered, Detailed anatomical explanations" (UK).
- Perfect coverage (UK).
- Dr. Khan's teaching style is wonderful.
- Everything great (Pakistan).
- Amazing lecture, topic and images are great, excellent explanation (Bahrain).
- Each and every topic was outstanding (Pakistan).
- Wonderful teaching (Iraq).

Session 7.3 GIT - Stomach & Duodenum



=====XX=====XX=====